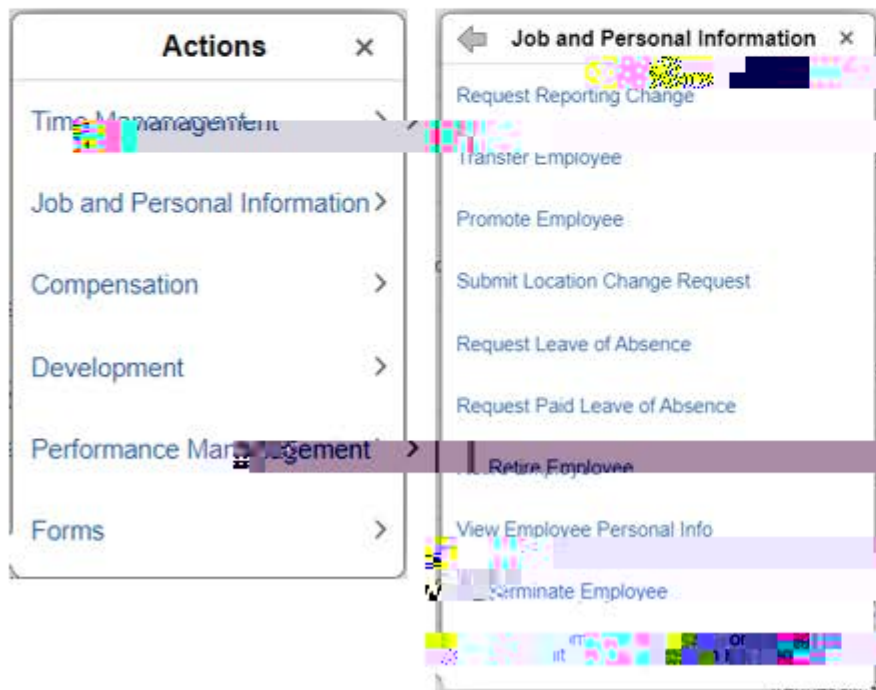





1. In My Team, you will see a list of employees who report to you. Click the person you wish to change and the blue arrow next to their name.



2. Choose Job and Personal Information from the actions menu and then choose Request Reporting Change.

1. Type of transaction



3. Employee

information – redacted

to refer to privacy

2. Steps to complete

transaction – current

step is indicated with a

green circle.

Work and Job Information

*Effective Date 03/21/2022

4. Effective date – must be changed to date that coincides with the beginning of a payroll period

New Information

Position Title Employee Data Specialist 10039042
Job Title Employee Data Specialist 647201
Reports To Mgr, Employee Data Service 10035789
Manager Name [Redacted]

Current Information

Employee Data Specialist 10039042
Employee Data Specialist 647201
Mgr, Employee Data Service 10035789

5. Click the magnifying glass next to the reports to title to select a new reports to position for this employee's position and wait for the Lookup window to open

Cancel

Lookup

Search for: Reports To

Search Criteria

Search Results

6. Click the arrow next to search criteria to search for a reports to position

Position Number
(begins with)

Description
(begins with)

Position Status

Business Unit
(begins with)

Department

Job Code
(begins with)

Reports To Position Number

7. Search for a reports to position using any combination of the fields provided

Once the appropriate position is located, click it to select it.

Search

Job Desc

Review & Submit

Next >

Work and Job Information

Effective Date 03/01/2022

This employee is in a position that is controlled by the Human Resources Department. An email notification will be sent to Human Resources to process the transaction.

New Information

Current Information

Position Title Employee Data Specialist 10039042

Employee Data Specialist 10039042

Job Title Employee Data Specialist

Reports To Deputy CHRO, HR Operation 10034719

Mgr, Employee Data Service 10035789


Manager Name

Changes Made
Required Field

8. Verify under "New Information" that the yellow dots appear (which indicates that a change has been made) and that the manager name is displayed and that the correct new reports to manager.

(The name is redacted for privacy.)

Navigate
to next
step



11. Click Submit

Previous Submit

Related Information

Add Analytics

Review and Submit

Effective Date 03/01/2022

New Information

Position Title Employee Data Specialist 10039042
 Job Title Employee Data Specialist 647201
 Reports To Deputy CHRO, HR Operations 10034719
 Manager Name

Current information

Employee Data Specialist 10039042
 Employee Data Specialist 647201
 Mgr. Employee Data Service 10035789

Request Summary

New Information

Position Title Employee Data Specialist 10039042
 Job Title Employee Data Specialist 647201
 Reports To Deputy CHRO, HR Operations 10034719
 Manager Name

Current information

Employee Data Specialist 10039042
 Employee Data Specialist 647201
 Mgr. Employee Data Service 10035789

Comments

10. Review the transaction one appropriate comments and attachments.

Attachments

No documents have been attached

Make sure to indicate in the comments of reporting change transaction how you expect the transaction to affect time approver – either change it concurrently or leave it as is.